






ASTM RIDING CONDITIONS CLASSIFICATIONS

CONDITION	DESCRIPTION	SAMPLE MODELS
 1	<p>This is a set of conditions for the operation of a bicycle on a regular paved surface where the tires are intended to maintain ground contact.</p>	<p>Lowry</p>
 2	<p>This is a set of conditions for the operation of a bicycle that includes Condition 1 as well as unpaved and gravel roads and trails with moderate grades. In this set of conditions, contact with irregular terrain and loss of tire contact with the ground may occur. Drops are intended to be limited to 15cm (6") or less.</p>	
 3	<p>This is a set of conditions for operation of a bicycle that includes Condition 1 and Condition 2 as well as rough trails, rough unpaved roads, and rough terrain and unimproved trails that require technical skills. Jumps and drops are intended to be less than 61cm (24").</p>	
 4	<p>This is a set of conditions for operation of a bicycle that includes Conditions 1, 2, and 3, or downhill grades on rough trails at speeds less than 40km/h (25 mph), or both. Jumps are intended to be less than 122cm (48").</p>	
 5	<p>This is a set of conditions for operation of a bicycle that includes Conditions 1, 2, 3, and 4; extreme jumping; or downhill grades on rough trails at speeds in excess of 40km/h (25 mph); or a combination thereof.</p>	